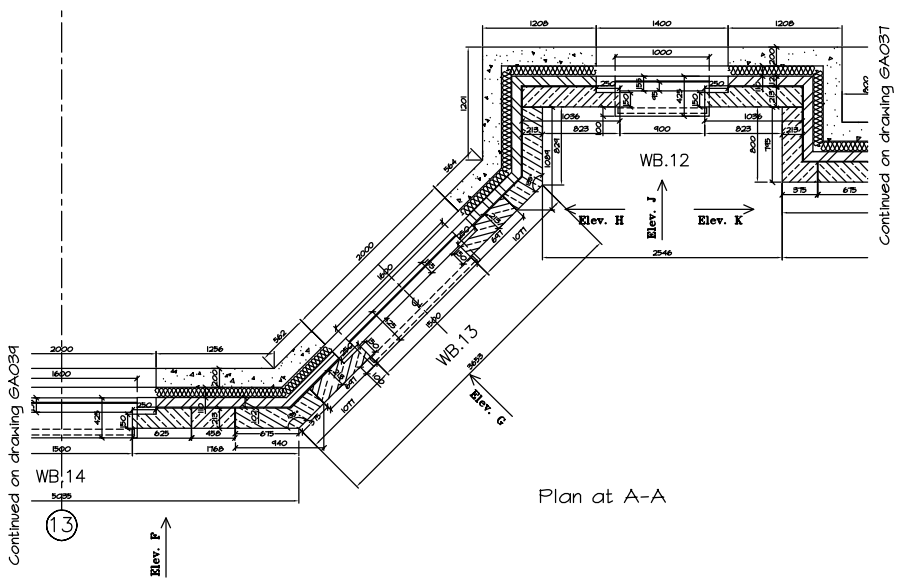
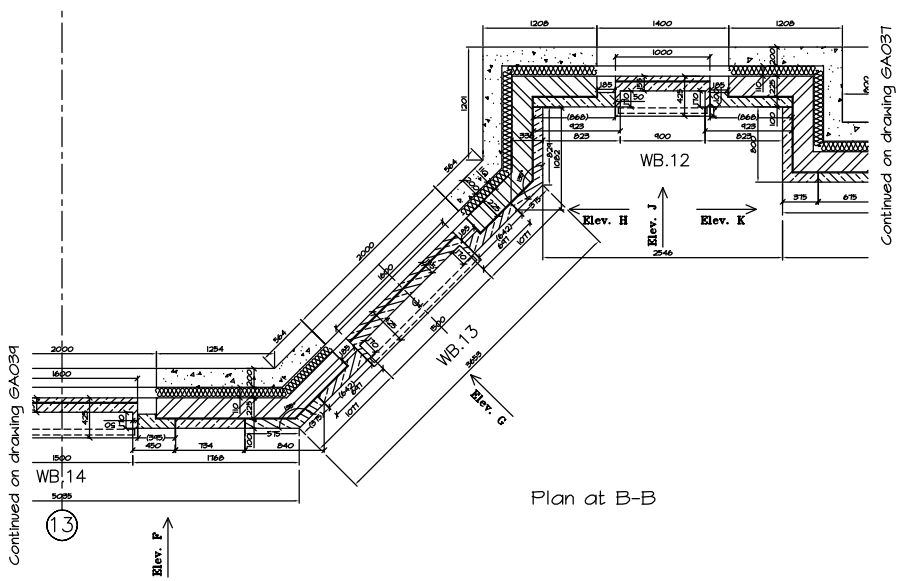


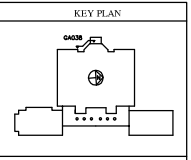
Elevations



Plan at A-A



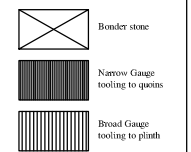
Plan at B-B



NOTE:
ALL FIXINGS TO BE STAINLESS STEEL
UNLESS STATED OTHERWISE
DWGS TO BE READ IN CONJUNCTION
WITH ARCHITECT'S DWGS.

JJ Joggle Joint
All stone beds and joints to be 5mm

Dimension styles:
40 Gross overall sizes including joints.
40 Net stone sizes



Mortar Mix: To be as specification
Stone type: MASSANGIS

DRAWING BY
S

stewart design (uk) limited
Tel: + 44 (0) 1608 811500 Fax: + 44 (0) 1608 811700
e-mail: design@stewartdesign.co.uk
web site: www.stewartdesign.co.uk

REV	DATE	AMENDMENT
C	31.03.03	AS BUILT ISSUE Revision to accommodate window head detail.
B	26.7.02	Detail revised to accommodate ash windows. Coping fixing details amended Brickwork piers revised to Architects comments Stone numbers added
A	22.10.01	Updated as per returned and marked up dwgs - coping drip added, modification layout amended, fixings added. Cill depth on plan amended. Joining on plan added.

DRAWING STATUS BOX
 A= Approved
 B= Approved subject to comments
 C= Revise drawing to comments and reissue
 (Status to be completed by Architect before return)

ISSUED FOR
 As Built
 Information
 Site

COPYRIGHT
Not to be reproduced without written permission

PROJECT
Tusmore House

DRAWING TITLE
General arrangement
West elevation beehorn floor
Gridlines 11-13
Elevation, section and plan

APS Masonry
 AXTELL PERRY SYMM MASONRY LIMITED
 OSNEY MEAD, OXFORD, OX2 0EQ
 TEL: 01865 254600
 FAX: 01865 254617
 E-mail: Richard@APSMasonry.com

DRAWN BY NSH
 SCALE: 1:20 @ A0
 DATE: 21/08/01
 DRAWING No. X050
 Project No. GA038
 Rev. C