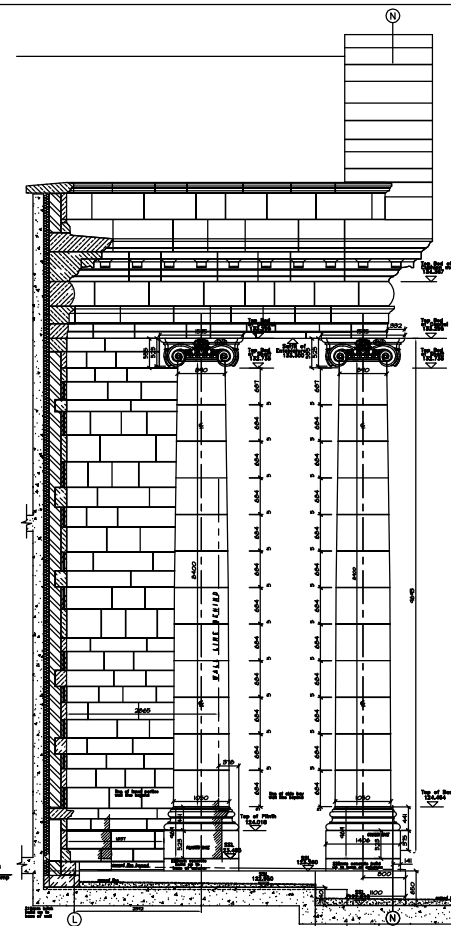
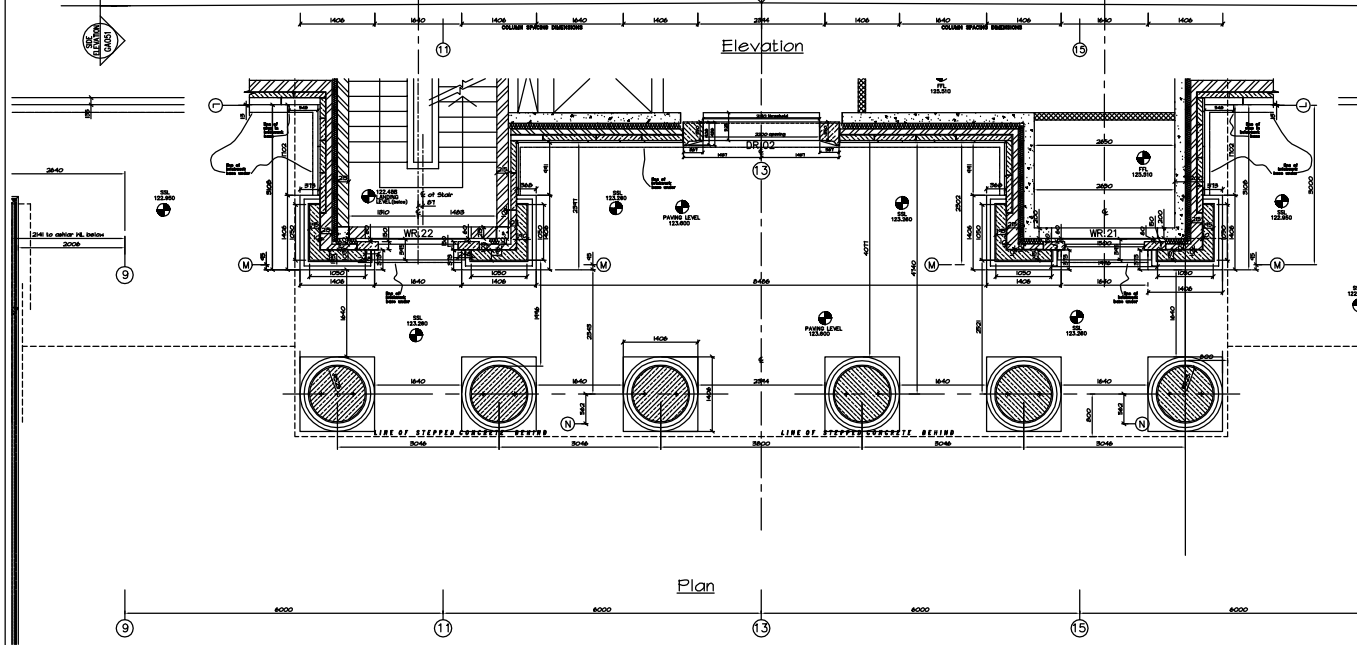


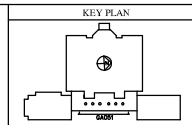
Elevation



Side Elevation

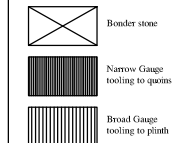


Plan



NOTE:
ALL FIXINGS TO BE STAINLESS STEEL
UNLESS STATED OTHERWISE
DWGS TO BE READ IN CONJUNCTION
WITH ARCHITECT'S DWGS.
All stone beds and joints to be 5mm

Dimension styles:
40 Cross overall sizes including joints
40 Net stone sizes



Mortar Mix: To be as specification
Stone type: MASSANGIS

DRAWING BY

stewart design (uk) limited
Tel: +44 (0) 1608 811200 Fax: +44 (0) 1608 811700
e-mail: info@stewartdesign.co.uk
web site: www.stewartdesign.co.uk

REV	DATE	AMENDMENT
C	31.03.03	AS BUILT ISSUE
B	28.02.02	Steps and Paving updated.
	15.01.02	Column detail added.
	20.11.01	Square bases to columns added. Step detail added. Copying detail to Post Panthen & Service wing added.
	30.10.01	Column cap stone numbers added. General updates as per referenced & marked up dwgs.
A	03.09.01	Door to DR 02 Hood & Door removed resulting cancelled. Apron added to windows WR 21, WR 22, and WR 28. Head amended to windows WR 21 & 22. Plinth moulding to High Level Cornice updated. Polymure pointing added. Column fixings added.

DRAWING STATUS BOX

A= Approved
 B= Approved subject to comments
 C= Re-issue drawing to comments and re-issue

(Status to be completed by Architect before return)

ISSUED FOR

As Built
 Information
 Site

COPYRIGHT
Not to be reproduced without written permission

PROJECT

DRAWING TITLE
Columns and Pilasters
Pentico East Elevation
Gridlines 11-15
Elevations, and Plans.

DRAWN BY JPS
SCALE 1:25, 1:2 @ A0
DATE 06/08/01
DRAWING No. XS050 GA051