

CDM REGULATIONS 2017

The size and shape of individual stones for this project have been designed to suit the overall design requirements. All persons handling and installing such stones should be aware that there are some stones which cannot be designed out.

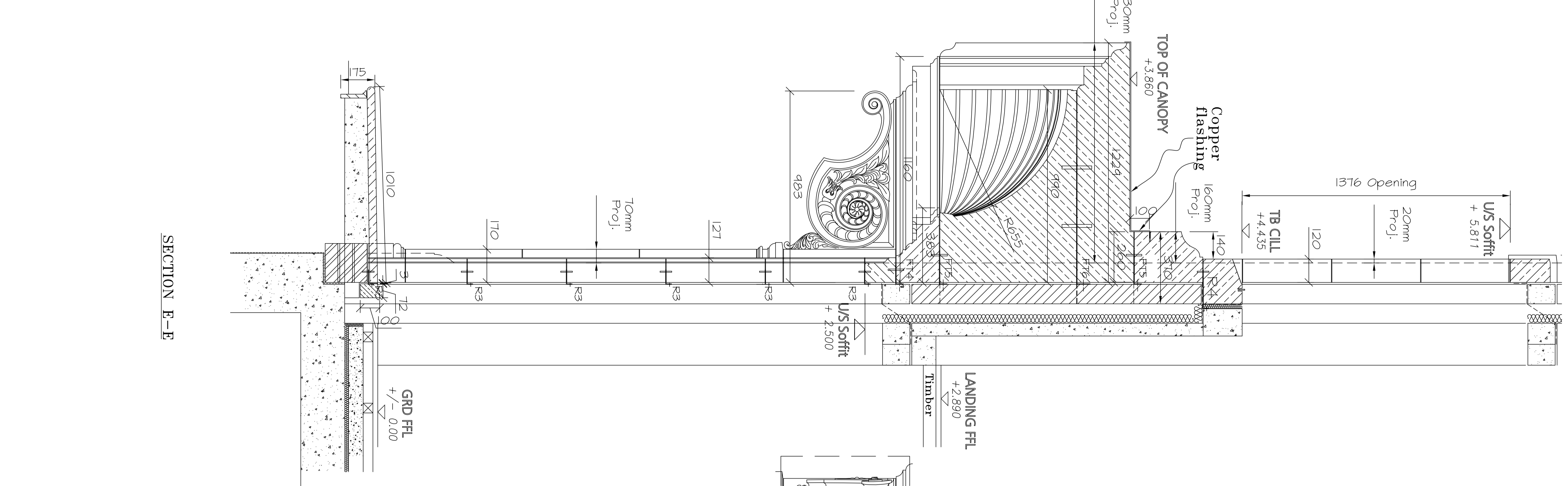
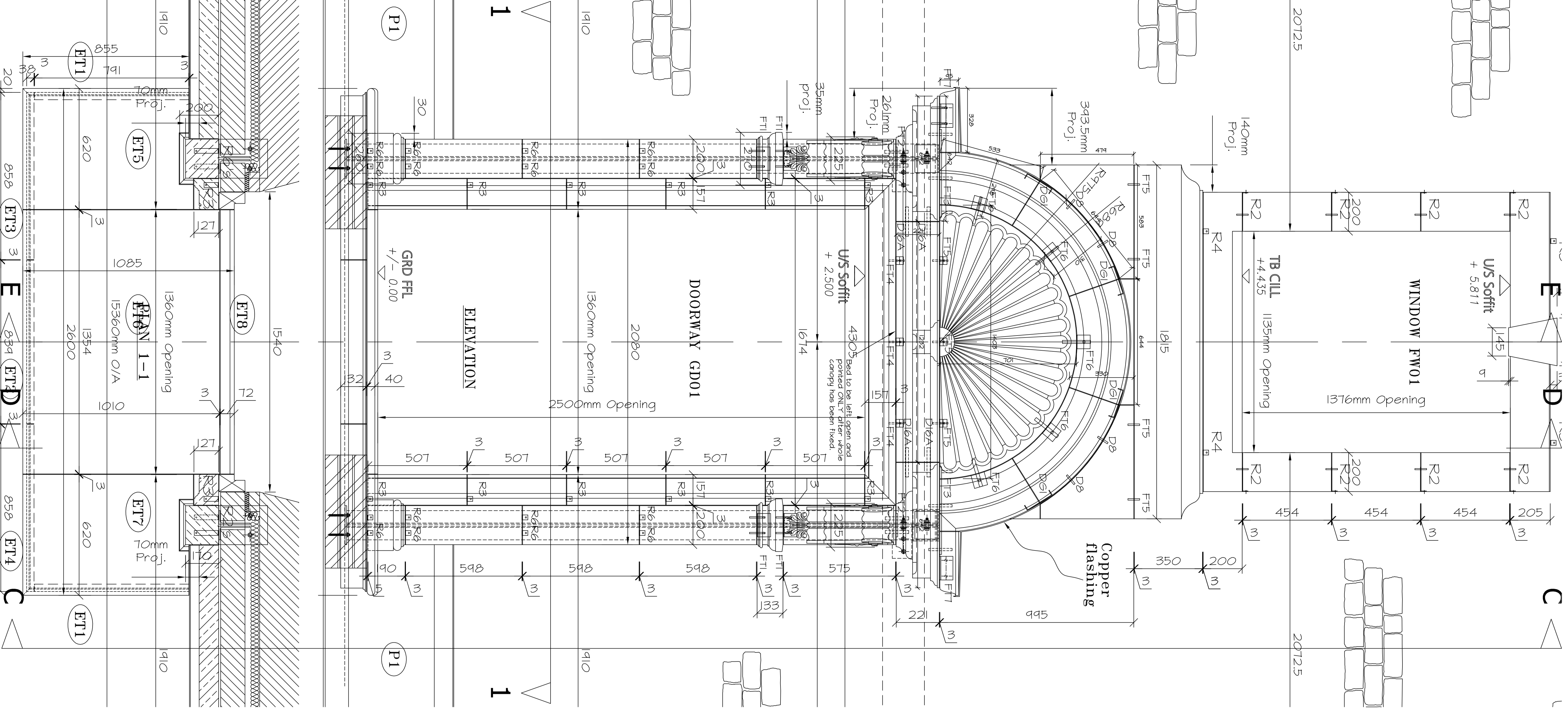
Risk: Injury

Risk Reduction: suitably experienced in the handling of stones and employ lifting methods appropriate to the size and shape of the stone. Lifting equipment must always be made to COSHH information for the materials being used.

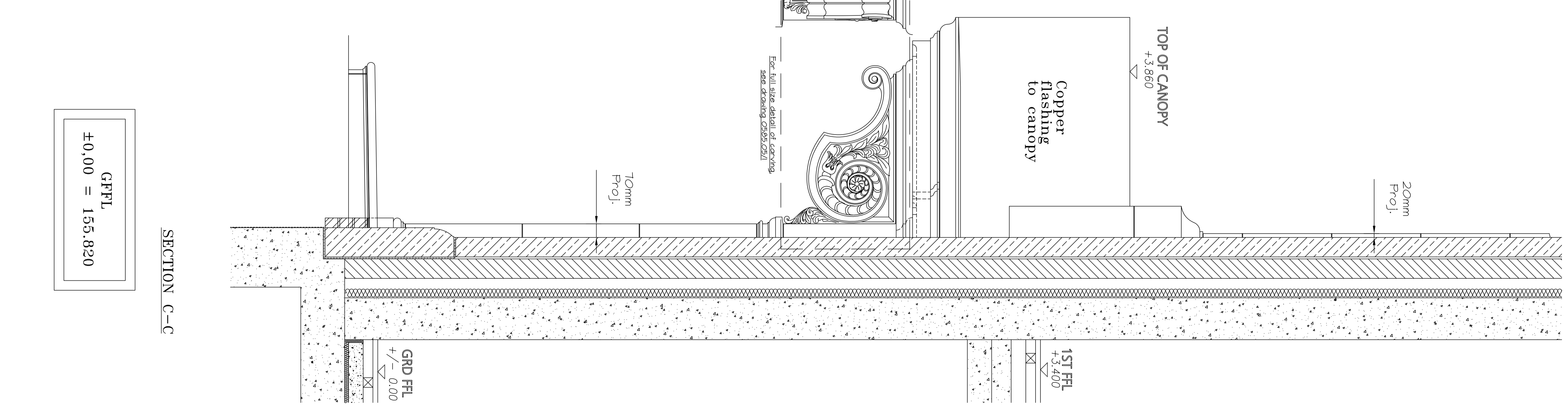
Notes:

= To be confirmed
 = 50x50 Net Stone sizes
 = 50x50 Gross overall sizes

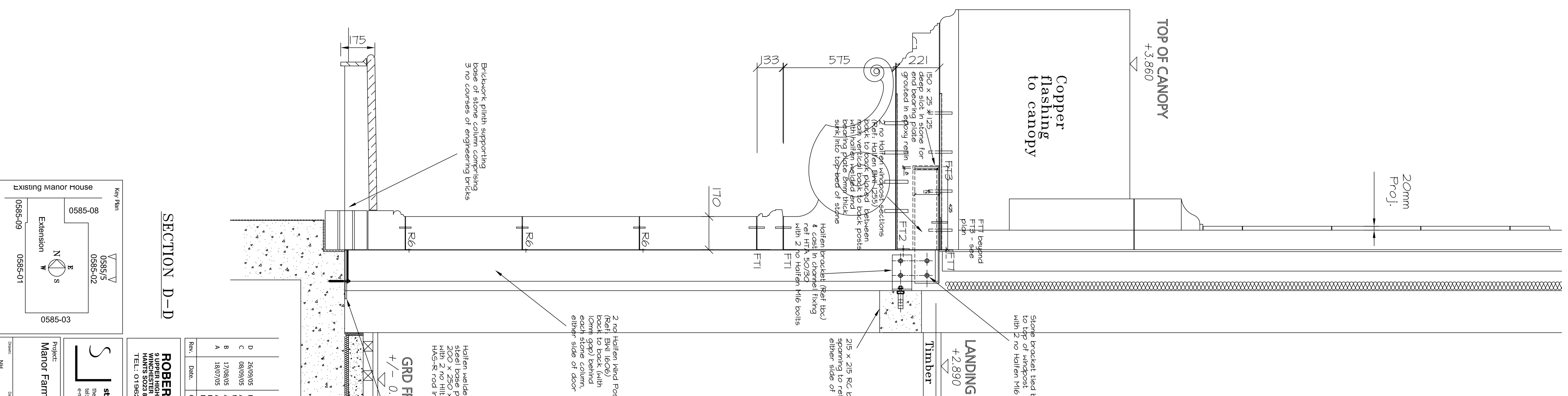
Stone Type:
 Brockhill cream tumbled stone for rubble walling, as per approved sample panel on site.
 Sydenham stone for banker masonry worked stone and any new ashlar/quoins.



SECTION E-E



SECTION C-C



SECTION D-D

Key Plan
 0585-03
 0585-02
 0585-01
 0585-09
 Existing Manor house
 Extension
 Manoir Farm
 Door GD01
 Elevation, sections & plan
 0585-05

ROBERT ADAM ARCHITECTS
 11 WINDYBERRY STREET
 WINDYBERRY STREET
 WINDYBERRY STREET
 TEL: 01753 614343 FAX: 01753 614303

stewart design (UK) Limited
 The Old Bakery, Green Lane, Chalfont, Bucks, HP8 4JH
 Tel: 0494 232222 Fax: 0494 232222
 Email: info@stewartdesign.co.uk Website: www.stewartdesign.co.uk

Rev.	Date	Comments	By
D	26/07/05	Hatching to sections added.	NH
C	08/09/05	Final stone comments incorporated. Section above Stone	NH
B	17/08/05	Architects comments incorporated.	NH
A	18/07/05	Approved stone detail added. Approved stone detail added. Door energy support and carrying detail added.	NH

Project: Manoir Farm
 Drawing Title: Door GD01
 Elevation, sections & plan
 Date: 21/08/05
 Scale: 1:10 @ A0
 0585-05